


# HIP, HIP, HOORAY FOR ADDITION

Math Facts Kit

Math Facts Kit



These pages will help you memorize your  
**FOUR-ADDITION FACTS**

When you think you know the facts all by heart, go to your teacher and do the Final Test on the last page.

If you get ALL right in 90 seconds, you will have

**BEAT the 4+ level**

You'll get a certificate!

## 3 STEPS TO MEMORIZE 4+ FACTS!

### 1. Flash the Math.

Reinforce your fact-memory  
with flash cards

### 2. Play the Math.

Review the facts with a game

### 3. Work the Math.

Master facts with timed drills

## IMPORTANT!

You need to Memorize addition facts.  
Try not to count on your fingers, or even  
in your head. Just try to  
memorize the  
facts, so you can  
know them quickly and  
automatically.

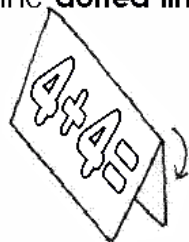



# Memorize!

# 1. Flash the Math.

## FLASH CARDS

Cut out these cards along the **solid lines**.  
Fold along the **dotted lines** to make two-sided  
flash cards.



 Color and decorate  
your flash cards.  
Take your time, make  
them really fancy.  
Think about the  
numbers as you color.  
That will help you  
memorize the facts.

8	$4+4=$	11	$4+7=$	14	$4+10=$
7	$4+3=$	10	$4+6=$	13	$4+9=$
6	$4+2=$	9	$4+5=$	12	$4+8=$

## 2. Play the Math.

Play two games on the next pages to help you learn your 4+ facts.

The first game is called ...

... *How far can you go?*

The second game is called ...

... *Math Search*

If you need to check your answers, use this table. If you don't know how to use an addition table ask someone who does. (Do you notice any patterns in this table?)

<b>+</b>	<b>1</b>	<b>2</b>	<b>3</b>	<b>4</b>
<b>1</b>	2	3	4	5
<b>2</b>	3	4	5	6
<b>3</b>	4	5	6	7
<b>4</b>	5	6	7	8
<b>5</b>	6	7	8	9
<b>6</b>	7	8	9	10
<b>7</b>	8	9	10	11
<b>8</b>	9	10	11	12
<b>9</b>	10	11	12	13

## How far can you go??

**This is a Flash Card Game:**



Stack your flash card pack answer-side down. Pick up a card and try to give the correct answer. Keep on going until you get one wrong. When you get one wrong, stop. Put all the cards back on the stack and start again from the beginning. Repeat until you can get all the facts right. When you get all the flash cards right with no mistake, you've **Beaten the section.**

✓✓✓✓✓✓X

✓✓✓✓✓✓✓✓✓✓X

# math search

(Play like WORD SEARCH)

Find 4+ math facts.

4	+	2	=	6	4
4	4	+	4	=	8
4	+	1	=	5	4
3	5	3	+	11	9
4	=	4	=	+	=
14	9	13	4	7	8

Math facts to find. Cross out when you find them.

$4+1=5$     $4+2=6$     $4+3=7$     $4+4=8$

$4+5=9$

# math search

(Play like WORD SEARCH)

*continued*

Find 4+ math facts.

8	+	3	=	4	4
4	4	=	+	+	4
+	+	4	=	9	+
10	7	6	7	=	8
=	=	+	=	13	=
14	11	4	+	10	12

Math facts to find. Cross out when you find them.

$4+6=10$     $4+7=11$     $4+8=12$

$4+9=13$     $4+10=14$

# math search *continued*

(Play like WORD SEARCH)

Find the 1+, 2+, 3+, and 4+ math facts that add up to 10.

8	+	2	=	10	4	9	2	=
3	1	=	+	+	6	+	+	7
+	+	+	6	9	+	1	8	+
7	7	=	9	=	4	=	=	3
=	10	+	=	=	=	10	10	=
10	9	4	+	9	10	+	8	10

Math facts to find. Cross out when you find them.

$3+7=10$     $1+9=10$     $8+2=10$     $4+6=10$     $6+4=10$     $7+3=10$     $2+8=10$     $9+1=10$

# X-Ray Vision



Fold this sheet neatly and evenly in half, with the printed side on the outside. Solve as many of the problems as you can in **90 seconds**. When you are done, hold the folded paper - problem side facing you - up to the light. You will see the correct answers through the paper. **Check your answers!** If you have trouble seeing through the paper, press the two halves of the paper closer together.

$$\begin{array}{r} 12 \\ 8 \\ 12 \\ 7 \\ 11 \\ 2 \\ 13 \end{array}$$

$$\begin{array}{r} 12 \\ 7 \\ 10 \\ 13 \\ 9 \\ 8 \\ 2 \end{array}$$

$$\begin{array}{r} 13 \\ 11 \\ 12 \\ 6 \\ 11 \\ 8 \\ 13 \end{array}$$

$$\begin{array}{r} 2 \\ 7 \\ 13 \\ 8 \\ 10 \\ 8 \\ 11 \end{array}$$

$$\begin{array}{r} 10 \\ 9 \\ 9 \\ 8 \\ 11 \\ 12 \\ 13 \end{array}$$

## 3. Work the Math.

1st 90 Seconds of Math

The next three pages have timed drills. Do these problems with a stop-watch. How many can you get right in 90 seconds? Try to beat your own score on each page.

HOLD UP TO THE LIGHT TO CHECK ANSWERS

$$\begin{array}{r} 9 \\ + 4 \\ \hline \end{array} \quad \begin{array}{r} 4 \\ + 1 \\ \hline \end{array} \quad \begin{array}{r} 3 \\ + 8 \\ \hline \end{array} \quad \begin{array}{r} 4 \\ + 3 \\ \hline \end{array} \quad \begin{array}{r} 8 \\ + 4 \\ \hline \end{array} \quad \begin{array}{r} 4 \\ + 4 \\ \hline \end{array} \quad \begin{array}{r} 9 \\ + 3 \\ \hline \end{array}$$

$$\begin{array}{r} 2 \\ + 3 \\ \hline \end{array} \quad \begin{array}{r} 4 \\ + 4 \\ \hline \end{array} \quad \begin{array}{r} 3 \\ + 6 \\ \hline \end{array} \quad \begin{array}{r} 9 \\ + 4 \\ \hline \end{array} \quad \begin{array}{r} 7 \\ + 3 \\ \hline \end{array} \quad \begin{array}{r} 4 \\ + 3 \\ \hline \end{array} \quad \begin{array}{r} 4 \\ + 8 \\ \hline \end{array}$$

$$\begin{array}{r} 4 \\ + 9 \\ \hline \end{array} \quad \begin{array}{r} 5 \\ + 3 \\ \hline \end{array} \quad \begin{array}{r} 7 \\ + 4 \\ \hline \end{array} \quad \begin{array}{r} 3 \\ + 3 \\ \hline \end{array} \quad \begin{array}{r} 4 \\ + 8 \\ \hline \end{array} \quad \begin{array}{r} 7 \\ + 4 \\ \hline \end{array} \quad \begin{array}{r} 9 \\ + 4 \\ \hline \end{array}$$


$$\begin{array}{r} 7 \\ + 4 \\ \hline \end{array} \quad \begin{array}{r} 4 \\ + 4 \\ \hline \end{array} \quad \begin{array}{r} 4 \\ + 6 \\ \hline \end{array} \quad \begin{array}{r} 4 \\ + 4 \\ \hline \end{array} \quad \begin{array}{r} 10 \\ + 3 \\ \hline \end{array} \quad \begin{array}{r} 4 \\ + 3 \\ \hline \end{array} \quad \begin{array}{r} 2 \\ + 3 \\ \hline \end{array}$$

$$\begin{array}{r} 4 \\ + 9 \\ \hline \end{array} \quad \begin{array}{r} 8 \\ + 4 \\ \hline \end{array} \quad \begin{array}{r} 4 \\ + 7 \\ \hline \end{array} \quad \begin{array}{r} 4 \\ + 4 \\ \hline \end{array} \quad \begin{array}{r} 4 \\ + 5 \\ \hline \end{array} \quad \begin{array}{r} 5 \\ + 4 \\ \hline \end{array} \quad \begin{array}{r} 4 \\ + 6 \\ \hline \end{array}$$

FOLD ALONG LINE

### 3. Work the Math. 2nd sheet

Fold this sheet neatly and evenly in half, with the printed side on the outside. Solve as many of the problems as you can in **90 seconds**. When you are done, hold the folded paper - problem side facing you - up to the light. You will see the correct answers through the paper. **Check your answers!** If you have trouble seeing through the paper, press the two halves of the paper closer together.



$$\begin{array}{r} 11 \\ + 4 \\ \hline \end{array}$$

$$\begin{array}{r} 9 \\ + 4 \\ \hline \end{array}$$

$$\begin{array}{r} 7 \\ + 4 \\ \hline \end{array}$$

$$\begin{array}{r} 10 \\ + 4 \\ \hline \end{array}$$

$$\begin{array}{r} 10 \\ + 4 \\ \hline \end{array}$$

$$\begin{array}{r} 7 \\ + 4 \\ \hline \end{array}$$

$$\begin{array}{r} 8 \\ + 4 \\ \hline \end{array}$$

$$\begin{array}{r} 13 \\ + 4 \\ \hline \end{array}$$

$$\begin{array}{r} 11 \\ + 4 \\ \hline \end{array}$$

$$\begin{array}{r} 9 \\ + 4 \\ \hline \end{array}$$

$$\begin{array}{r} 7 \\ + 4 \\ \hline \end{array}$$

$$\begin{array}{r} 8 \\ + 4 \\ \hline \end{array}$$

$$\begin{array}{r} 2 \\ + 4 \\ \hline \end{array}$$

$$\begin{array}{r} 11 \\ + 4 \\ \hline \end{array}$$

$$\begin{array}{r} 12 \\ + 4 \\ \hline \end{array}$$

$$\begin{array}{r} 7 \\ + 4 \\ \hline \end{array}$$

$$\begin{array}{r} 11 \\ + 4 \\ \hline \end{array}$$

$$\begin{array}{r} 7 \\ + 4 \\ \hline \end{array}$$

$$\begin{array}{r} 9 \\ + 4 \\ \hline \end{array}$$

$$\begin{array}{r} 8 \\ + 4 \\ \hline \end{array}$$

$$\begin{array}{r} 8 \\ + 4 \\ \hline \end{array}$$

$$\begin{array}{r} 13 \\ + 4 \\ \hline \end{array}$$

$$\begin{array}{r} 11 \\ + 4 \\ \hline \end{array}$$

$$\begin{array}{r} 8 \\ + 4 \\ \hline \end{array}$$

$$\begin{array}{r} 8 \\ + 4 \\ \hline \end{array}$$

$$\begin{array}{r} 12 \\ + 4 \\ \hline \end{array}$$

$$\begin{array}{r} 2 \\ + 4 \\ \hline \end{array}$$

$$\begin{array}{r} 13 \\ + 4 \\ \hline \end{array}$$

$$\begin{array}{r} 8 \\ + 4 \\ \hline \end{array}$$

$$\begin{array}{r} 12 \\ + 4 \\ \hline \end{array}$$

$$\begin{array}{r} 11 \\ + 4 \\ \hline \end{array}$$

$$\begin{array}{r} 9 \\ + 4 \\ \hline \end{array}$$

$$\begin{array}{r} 10 \\ + 4 \\ \hline \end{array}$$

$$\begin{array}{r} 9 \\ + 4 \\ \hline \end{array}$$

$$\begin{array}{r} 12 \\ + 4 \\ \hline \end{array}$$

$$\begin{array}{r} 10 \\ + 4 \\ \hline \end{array}$$

$$\begin{array}{r} 10 \\ + 4 \\ \hline \end{array}$$

$$\begin{array}{r} 9 \\ + 4 \\ \hline \end{array}$$

$$\begin{array}{r} 8 \\ + 4 \\ \hline \end{array}$$

$$\begin{array}{r} 11 \\ + 4 \\ \hline \end{array}$$

$$\begin{array}{r} 12 \\ + 4 \\ \hline \end{array}$$

$$\begin{array}{r} 13 \\ + 4 \\ \hline \end{array}$$

### 3. Work the Math.

#### 2nd 90 Seconds of Math

Hold up to light to check answers

$$\begin{array}{r} 2 \\ + 4 \\ \hline \end{array}$$

$$\begin{array}{r} 3 \\ + 4 \\ \hline \end{array}$$

$$\begin{array}{r} 4 \\ + 6 \\ \hline \end{array}$$

$$\begin{array}{r} 6 \\ + 4 \\ \hline \end{array}$$

$$\begin{array}{r} 4 \\ + 3 \\ \hline \end{array}$$

$$\begin{array}{r} 4 \\ + 5 \\ \hline \end{array}$$

$$\begin{array}{r} 4 \\ + 7 \\ \hline \end{array}$$

$$\begin{array}{r} 7 \\ + 4 \\ \hline \end{array}$$

$$\begin{array}{r} 4 \\ + 1 \\ \hline \end{array}$$

$$\begin{array}{r} 4 \\ + 2 \\ \hline \end{array}$$

$$\begin{array}{r} 4 \\ + 3 \\ \hline \end{array}$$

$$\begin{array}{r} 5 \\ + 4 \\ \hline \end{array}$$

$$\begin{array}{r} 4 \\ + 7 \\ \hline \end{array}$$

$$\begin{array}{r} 9 \\ + 4 \\ \hline \end{array}$$

$$\begin{array}{r} 2 \\ + 4 \\ \hline \end{array}$$

$$\begin{array}{r} 4 \\ + 4 \\ \hline \end{array}$$

$$\begin{array}{r} 5 \\ + 4 \\ \hline \end{array}$$

$$\begin{array}{r} 4 \\ + 3 \\ \hline \end{array}$$

$$\begin{array}{r} 7 \\ + 4 \\ \hline \end{array}$$

$$\begin{array}{r} 3 \\ + 4 \\ \hline \end{array}$$

$$\begin{array}{r} 4 \\ + 8 \\ \hline \end{array}$$

$$\begin{array}{r} 9 \\ + 4 \\ \hline \end{array}$$

$$\begin{array}{r} 4 \\ + 1 \\ \hline \end{array}$$

$$\begin{array}{r} 4 \\ + 8 \\ \hline \end{array}$$

$$\begin{array}{r} 2 \\ + 4 \\ \hline \end{array}$$

$$\begin{array}{r} 4 \\ + 4 \\ \hline \end{array}$$

$$\begin{array}{r} 4 \\ + 7 \\ \hline \end{array}$$

$$\begin{array}{r} 9 \\ + 4 \\ \hline \end{array}$$

$$\begin{array}{r} 8 \\ + 4 \\ \hline \end{array}$$

$$\begin{array}{r} 4 \\ + 5 \\ \hline \end{array}$$

$$\begin{array}{r} 4 \\ + 6 \\ \hline \end{array}$$

$$\begin{array}{r} 5 \\ + 4 \\ \hline \end{array}$$

$$\begin{array}{r} 4 \\ + 7 \\ \hline \end{array}$$

$$\begin{array}{r} 4 \\ + 8 \\ \hline \end{array}$$

$$\begin{array}{r} 2 \\ + 4 \\ \hline \end{array}$$

$$\begin{array}{r} 9 \\ + 4 \\ \hline \end{array}$$

$$\begin{array}{r} 8 \\ + 4 \\ \hline \end{array}$$

$$\begin{array}{r} 10 \\ + 4 \\ \hline \end{array}$$

$$\begin{array}{r} 4 \\ + 4 \\ \hline \end{array}$$

$$\begin{array}{r} 4 \\ + 5 \\ \hline \end{array}$$


$$\begin{array}{r} 6 \\ + 4 \\ \hline \end{array}$$

$$\begin{array}{r} 4 \\ + 6 \\ \hline \end{array}$$

FOLD ALONG LINE

### 3. Work the Math. 3rd sheet

Fold this sheet neatly and evenly in half, with the printed side on the outside. Solve as many of the problems as you can in **90 seconds**. When you are done, hold the folded paper - problem side facing you - up to the light. You will see the correct answers through the paper. **Check your answers!** If you have trouble seeing through the paper, press the two halves of the paper closer together.



9	8	13	12	14	8	2
13	11	9	6	11	2	13
12	14	12	13	8	7	6
12	11	9	8	7	6	13
13	12	11	8	10	9	6
10	14	9	7	11	6	12

### 3. Work the Math.

3rd 90 Seconds of Math  
Hold up to light to check answers

$\begin{array}{r} 2 \\ + 3 \\ \hline \end{array}$	$\begin{array}{r} 4 \\ + 4 \\ \hline \end{array}$	$\begin{array}{r} 10 \\ + 4 \\ \hline \end{array}$	$\begin{array}{r} 4 \\ + 8 \\ \hline \end{array}$	$\begin{array}{r} 9 \\ + 4 \\ \hline \end{array}$	$\begin{array}{r} 3 \\ + 5 \\ \hline \end{array}$	$\begin{array}{r} 7 \\ + 2 \\ \hline \end{array}$
$\begin{array}{r} 4 \\ + 9 \\ \hline \end{array}$	$\begin{array}{r} 4 \\ + 1 \\ \hline \end{array}$	$\begin{array}{r} 3 \\ + 8 \\ \hline \end{array}$	$\begin{array}{r} 4 \\ + 2 \\ \hline \end{array}$	$\begin{array}{r} 4 \\ + 5 \\ \hline \end{array}$	$\begin{array}{r} 7 \\ + 4 \\ \hline \end{array}$	$\begin{array}{r} 4 \\ + 9 \\ \hline \end{array}$
$\begin{array}{r} 4 \\ + 2 \\ \hline \end{array}$	$\begin{array}{r} 3 \\ + 4 \\ \hline \end{array}$	$\begin{array}{r} 2 \\ + 6 \\ \hline \end{array}$	$\begin{array}{r} 9 \\ + 4 \\ \hline \end{array}$	$\begin{array}{r} 8 \\ + 4 \\ \hline \end{array}$	$\begin{array}{r} 10 \\ + 4 \\ \hline \end{array}$	$\begin{array}{r} 4 \\ + 8 \\ \hline \end{array}$
$\begin{array}{r} 4 \\ + 9 \\ \hline \end{array}$	$\begin{array}{r} 2 \\ + 4 \\ \hline \end{array}$	$\begin{array}{r} 4 \\ + 3 \\ \hline \end{array}$	$\begin{array}{r} 4 \\ + 4 \\ \hline \end{array}$	$\begin{array}{r} 4 \\ + 5 \\ \hline \end{array}$	$\begin{array}{r} 4 \\ + 7 \\ \hline \end{array}$	$\begin{array}{r} 9 \\ + 3 \\ \hline \end{array}$
$\begin{array}{r} 4 \\ + 2 \\ \hline \end{array}$	$\begin{array}{r} 4 \\ + 5 \\ \hline \end{array}$	$\begin{array}{r} 6 \\ + 4 \\ \hline \end{array}$	$\begin{array}{r} 4 \\ + 4 \\ \hline \end{array}$	$\begin{array}{r} 4 \\ + 7 \\ \hline \end{array}$	$\begin{array}{r} 8 \\ + 4 \\ \hline \end{array}$	$\begin{array}{r} 9 \\ + 4 \\ \hline \end{array}$
$\begin{array}{r} 3 \\ + 9 \\ \hline \end{array}$	$\begin{array}{r} 3 \\ + 3 \\ \hline \end{array}$	$\begin{array}{r} 4 \\ + 7 \\ \hline \end{array}$	$\begin{array}{r} 4 \\ + 3 \\ \hline \end{array}$	$\begin{array}{r} 4 \\ + 5 \\ \hline \end{array}$	$\begin{array}{r} 10 \\ + 4 \\ \hline \end{array}$	$\begin{array}{r} 4 \\ + 6 \\ \hline \end{array}$

FOLD ALONG LINE

### 3. Work the Math. Mastery Test

TO **BEAT** THE 4+ LEVEL,  
take this final test with an adult. Have the adult correct the test and  
sign at the bottom if you get ALL problems right in **90 secs.**

$$\begin{array}{r} 2 \\ + 4 \\ \hline \end{array} \quad \begin{array}{r} 7 \\ + 4 \\ \hline \end{array} \quad \begin{array}{r} 4 \\ + 6 \\ \hline \end{array} \quad \begin{array}{r} 4 \\ + 8 \\ \hline \end{array} \quad \begin{array}{r} 4 \\ + 3 \\ \hline \end{array} \quad \begin{array}{r} 4 \\ + 5 \\ \hline \end{array} \quad \begin{array}{r} 6 \\ + 4 \\ \hline \end{array}$$

$$\begin{array}{r} 9 \\ + 4 \\ \hline \end{array} \quad \begin{array}{r} 4 \\ + 1 \\ \hline \end{array} \quad \begin{array}{r} 4 \\ + 8 \\ \hline \end{array} \quad \begin{array}{r} 4 \\ + 3 \\ \hline \end{array} \quad \begin{array}{r} 8 \\ + 4 \\ \hline \end{array} \quad \begin{array}{r} 4 \\ + 3 \\ \hline \end{array} \quad \begin{array}{r} 9 \\ + 4 \\ \hline \end{array}$$

$$\begin{array}{r} 4 \\ + 2 \\ \hline \end{array} \quad \begin{array}{r} 4 \\ + 4 \\ \hline \end{array} \quad \begin{array}{r} 4 \\ + 6 \\ \hline \end{array} \quad \begin{array}{r} 9 \\ + 4 \\ \hline \end{array} \quad \begin{array}{r} 7 \\ + 4 \\ \hline \end{array} \quad \begin{array}{r} 4 \\ + 4 \\ \hline \end{array} \quad \begin{array}{r} 4 \\ + 8 \\ \hline \end{array}$$


$$\begin{array}{r} 4 \\ + 9 \\ \hline \end{array} \quad \begin{array}{r} 9 \\ + 4 \\ \hline \end{array} \quad \begin{array}{r} 7 \\ + 4 \\ \hline \end{array} \quad \begin{array}{r} 4 \\ + 3 \\ \hline \end{array} \quad \begin{array}{r} 4 \\ + 8 \\ \hline \end{array} \quad \begin{array}{r} 7 \\ + 4 \\ \hline \end{array} \quad \begin{array}{r} 9 \\ + 4 \\ \hline \end{array}$$

$$\begin{array}{r} 7 \\ + 4 \\ \hline \end{array} \quad \begin{array}{r} 4 \\ + 4 \\ \hline \end{array} \quad \begin{array}{r} 4 \\ + 6 \\ \hline \end{array} \quad \begin{array}{r} 4 \\ + 4 \\ \hline \end{array} \quad \begin{array}{r} 10 \\ + 4 \\ \hline \end{array} \quad \begin{array}{r} 4 \\ + 2 \\ \hline \end{array} \quad \begin{array}{r} 1 \\ + 4 \\ \hline \end{array}$$

$$\begin{array}{r} 4 \\ + 9 \\ \hline \end{array} \quad \begin{array}{r} 8 \\ + 4 \\ \hline \end{array} \quad \begin{array}{r} 4 \\ + 7 \\ \hline \end{array} \quad \begin{array}{r} 4 \\ + 4 \\ \hline \end{array} \quad \begin{array}{r} 4 \\ + 5 \\ \hline \end{array} \quad \begin{array}{r} 5 \\ + 4 \\ \hline \end{array} \quad \begin{array}{r} 4 \\ + 6 \\ \hline \end{array}$$

100% of these problems were answered correctly. Signed \_\_\_\_\_

# Congratulations



\_\_\_\_\_ name of student

has **Beaten** the 4+ Level. This student has mastery

over adding single digit numbers to 4.

signed \_\_\_\_\_