



Side by Side



IDEAS for having **FUN** with your children



Tongue Twisters



Tongue twisters are fun to practice together. Make a little booklet of tongue twisters by folding a single sheet of paper. Challenge each other to say the twisters 10 times fast! You'll make each other laugh trying. Try some classic tongue twisters and then make some of your own.

Is bug's blood blue? No, bug's blood's black.

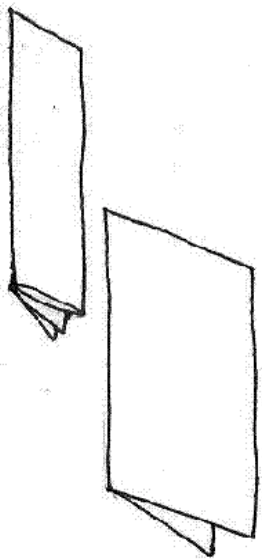


Make a Tongue Twister

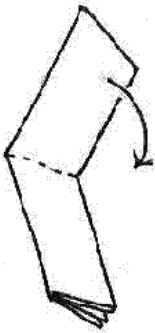
Tiny Book

This is a very easy, very quick small book to make.

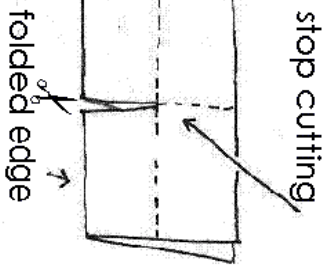
1. Fold a piece of paper in half width-wise. Then fold it again in the same width-wise direction.



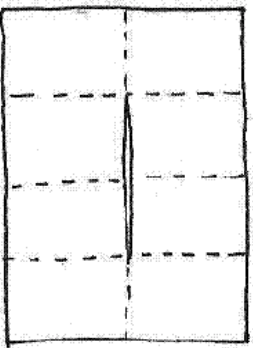
2. Fold the paper in half in the opposite direction.



3. Open to a half sheet. Starting from the folded edge, cut along the crease. Stop where the crease lines intersect, as shown.

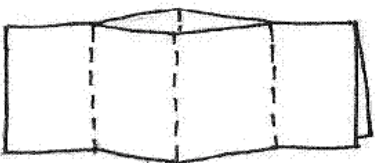


4. Open the paper all the way.

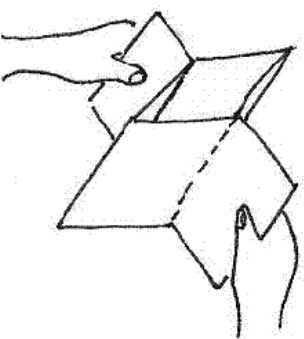
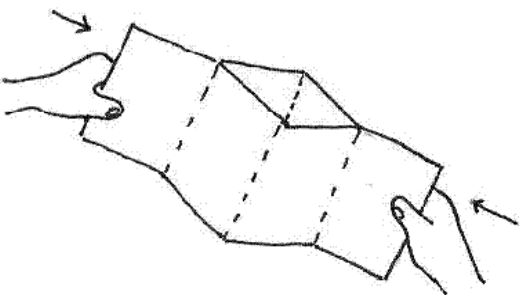


You can use regular 8 1/2 x 11 paper



5. Fold the paper lengthwise.




6. Hold the edges as shown and push them towards the center. Keep pushing until the center section meets.



7. Fold the pages closed to form your book.



Use this book making technique to make the **Mini Tongue Twister Book** on the next page.




Two witches
bought two wrist
watches, but
which witch wore
which wrist
watch?



A big bug bit the
little beetle, but the
little beetle bit the
big bug back.

Tiny **B**ook
TWister
Tongue

Give me
some ice,
not some
mice.




Six sick snakes
sit by the sea.

Four short ones:

1. Urgent detergent
2. Knapsack strap
3. Baboon bamboo
4. Pug puppy

For fine fish
phone Phil



Make your own Tongue Twisters

(using alliterations)

Teach your child:

Alliteration: when two or more words in a row start with the same sound.
"Red Rhinoceros"

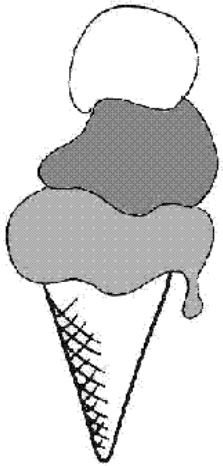
Alliterations are fun to say and can twist your tongue.
Tongue twisters tangle, twist, turn, twirl and twangle your tongue.

Make some tongue twisters using alliterations.

Start your own **ICE CREAM STORE** and invent some new flavors that will twist your customers' cold tongues:

Example: prickly pineapple pickle
or grizzly gravy grape and greens...yum!

When you've come up with some good tongue twisting flavors,
make a tiny book
Ice Cream Menu
for your Ice Cream Store.
See next page.




Ice Cream Store

Today's flavors:

Take turns making up delicious (or disgusting) flavors.

Today's Flavors



Ice

Cream

Menu