


Side by Side



IDEAS for having **FUN** with your children




Pig Pen Game

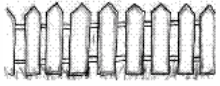
This is a paper and pencil game played on a grid of dots. It is fun for both kids and adults. You just need a pencil and paper. Ages 7 and up.

Pig Pen Game

Side by Side



Idea #6



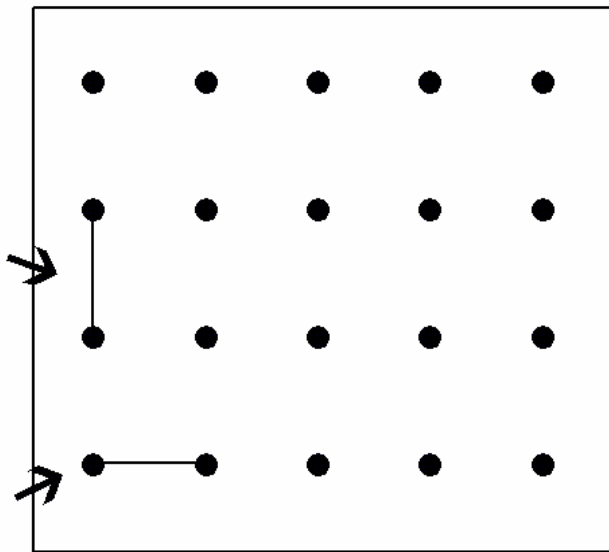
Some of you will know this game. It can be played by two or more players.

The Game:

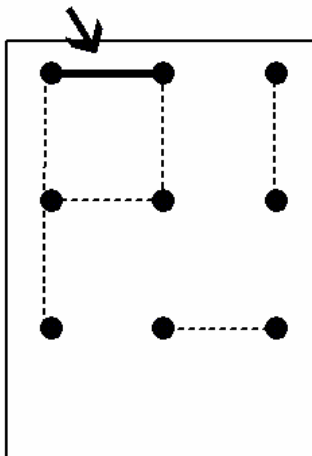
The game requires a piece of paper and a pencil for each player. Draw a relatively even grid of dots on a piece of paper. Start with a small grid of four dots horizontally by four dots vertically (16 dots). You can play with larger grids as time and interest dictate. The goal of the game is to capture spaces by enclosing them in a square.

1. Player 1 connects any two adjacent dots, but only horizontally or vertically.

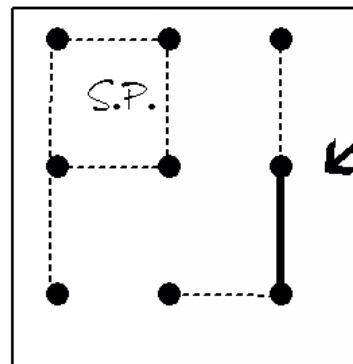
2. Player 2 does the same.



3. Play continues like this until one player is able to close in a square with his/her move.



4. Once a player "captures" a square, he/she can claim it by putting his/her initial inside the square that was just made. Then the **same** player moves again.



Sometimes the second move enables this player to claim another square. If the player captures another square, he/she initials it and moves again.

5. Play continues until all the squares are claimed. Then the score is tallied up. **The player with the most initialed squares wins the game.**

Some Pig Pens



Just to get you started...
(see directions on previous page)

