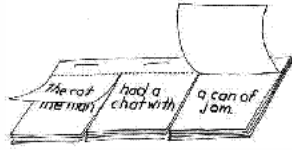


# FLIP AND MIX

DIRECTIONS:




**STEP 1:** Cut the Flip and Mix page into four sections by cutting along heavy horizontal lines.

**STEP 2:** Stack the four sections evenly on top of each other and staple them together at the top.

**STEP 3:** Cut slits through the four sheets along the vertical thin lines.

**STEP 4:** Have fun flipping and mixing sentences!



The cat had a chat with a can of jam.

**S-family  
Blends**

The  
spider

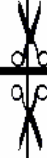
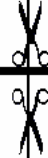
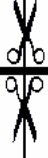
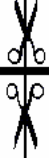
sped past

the fast  
wasp.

\_\_\_\_\_  
(student's name)

can sniff  
and smell

the  
snack of  
spam.



the stiff  
slippers.

will step  
into

\_\_\_\_\_  
(tutor's name)

the sticky  
snow.

will skid on

The  
small  
van