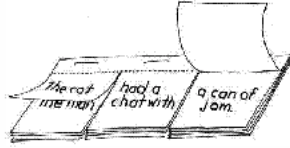


FLIP AND MIX

DIRECTIONS:




STEP 1: Cut the Flip and Mix page into four sections by cutting along heavy horizontal lines.

STEP 2: Stack the four sections evenly on top of each other and staple them together at the top.

STEP 3: Cut slits through the four sheets along the vertical thin lines.

STEP 4: Have fun flipping and mixing sentences!



The cat had a chat with a can of jam.

**R-family
Blends**

The
brat

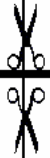
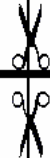
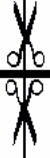
will brag
about

the green
Prom dress.

The crab

will grin at

the
grumpy
croc.



a trash
truck.

drives

My Granny

a drum.

can strum

Nobody