


The Big Red Egg

Phonics Script

Three-sound words with short "a", "e", "i"

A dialogue script for a beginning reader to read with an accomplished reader
Read it together!




The Big Red Egg is a **dialogue script** AND a **drawing game**. On the next page you will find directions on how to read and illustrate this story.

The Big Red Egg

Directions for illustrating

The Big Red Egg is a **drama script** AND a **drawing game**. Before you start reading the script prepare for the **drawing game** as follows: On the following pages you will see:

1. Two cover pages, each with half of an egg on them:



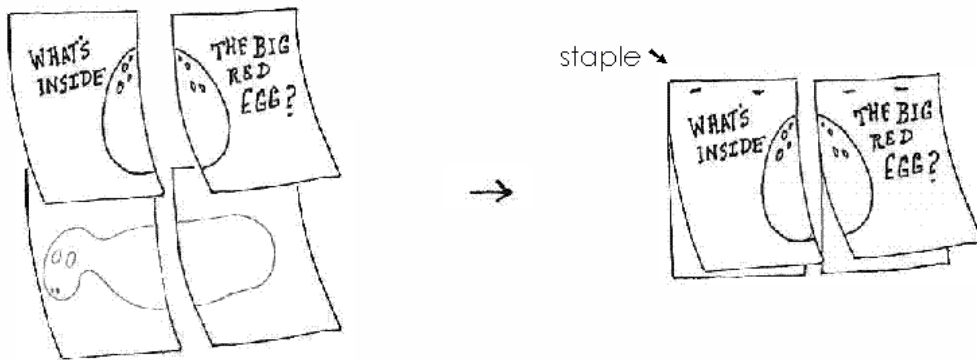
2. One student drawing page with an outline of the front half of a creature's body:



3. One tutor drawing page with an outline of the back half of a creature's body:




✓ Staple the first cover page over the student drawing page. Staple the second cover page over the tutor drawing page as shown:




✓ You will come to a place in the story where you will be instructed to add features to the body outlines. The tutor and the student will flip up the stapled cover pages and draw on your own pages ... **hiding your work from each other**.

At the end of the story you will be instructed to flip the cover pages back down, hiding your drawing. With the cover pages hiding your work you will be instructed to put your pages **side by side**. Then (with some fanfare) you will both flip open the covers to see what your creature looks like when your two drawings are put together.




Flip open the cover page to see what hatched

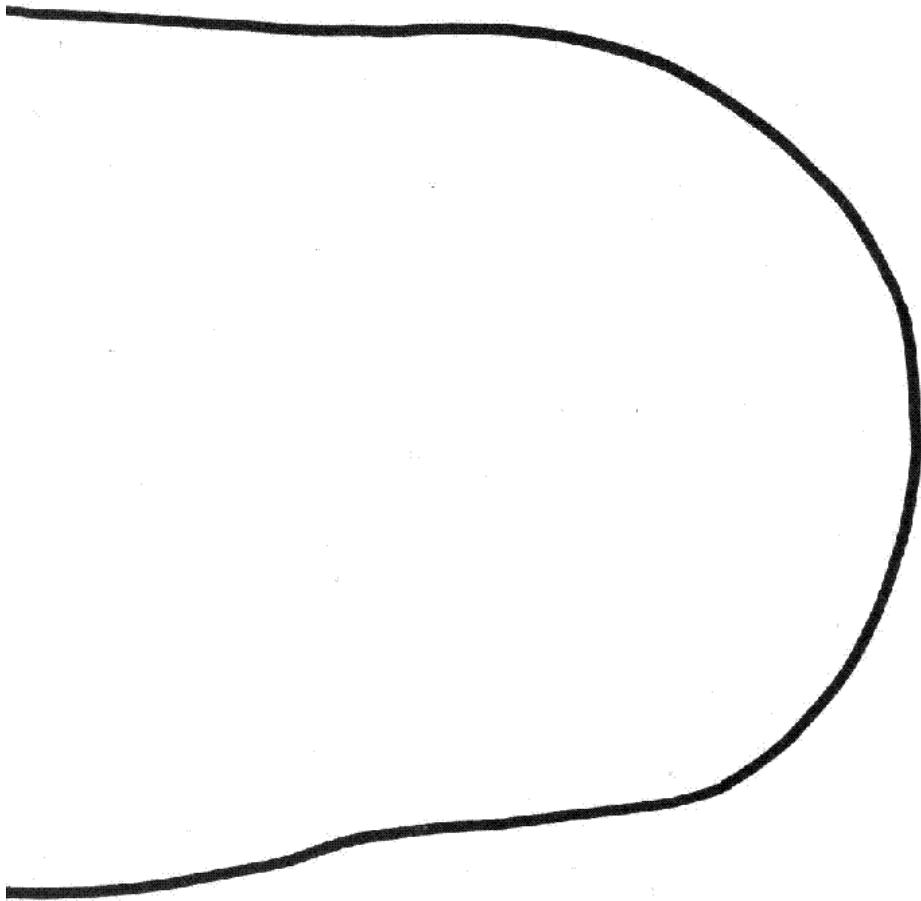
What's Inside





The Big Red Egg?





The Big Red Egg

Phonics Script

Three-sound words with short "a", "e", "i"

The tutor reads the parts of the **Narrator** and **Big Pig**. The student reads the part of **Little Pig**. The dialogue written for Little Pig is phonetically controlled text, focusing on three-sound words with short "a", "e", and "i". See the previous page for directions on illustrating this story as you read it.

Narrator: Big Pig and Little Pig were friends. They were taking a walk together down the street. Suddenly, little Pig saw a very, very big red egg near the stop sign at the corner of the street. The egg was about the size of a small car.

Little Pig: A red egg!!

Big Pig: There is no such thing as a red e ... Oh! There is a red egg right there by stop sign!

Little Pig: A BIG red egg!!

Big Pig: Yes, is it is a very, very big red egg. It is almost as big as a car. Eggs have baby animals inside. What kind of animal would be in a very, very big, very, very red egg? There would have to be a very wacky animal inside such a big red egg.

Little Pig: Yes!

Big Pig: A wacky animal might have three hind legs. I bet that inside that egg there is an animal with three hind legs. (*Hiding his/her work from the student, the tutor draws three silly legs on the body outline on tutor half of drawing pages*).

How many front legs do you think the creature inside the egg might have, Little Pig?

Little Pig: I bet it has six legs.

(*Hiding his/her work from the tutor, the student draws six silly front legs on student side of drawing pages*).

Big Pig: I bet it has a tail shaped like a popping firecracker. *(Tutor adds on a drawing of a tail shaped like a popping firecracker).*

Little Pig: I bet it has a tan wig.

(Student adds on a drawing of a tan wig).

Big Pig: I bet it has spikes shaped like lightning bolts all down its back. *(Tutor adds on a drawing of spikes shaped like lightning all down the creature's back).*

Little Pig: I bet it has a big hat.

(Student adds on a drawing of a big hat).

Big Pig: I bet it has spots shaped like thunder clouds on its belly. *(Tutor adds on a drawing of spots shaped like thunder clouds on the creature's belly).*

Little Pig: I bet it has ten big fins.

(Student adds on a drawing of ten big fins).

Big Pig: I bet it has jumbo wings coming out of its back. *(Tutor adds on a drawing of wings coming out of the creature's back.)*

Little Pig: I bet has a bell on its neck.

(Student adds on a drawing of a bell on the creature's neck).

Narrator: Suddenly the egg shook a little.

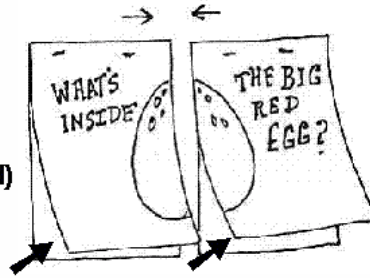
Big Pig: The big red egg is moving ... the big red egg is cracking ... something is coming out of the big red egg!!!

Little Pig: What is it ???!!!

?? ⇒

It is time to put together the two halves of the creature the student and the tutor have been drawing. They have not seen each other's work, so it will be a surprise to see what the creature looks like when it is put together. The tutor and the student now pull the egg cover-page over their drawings, to hide their work. They join the two halves of the egg together. Then they slowly lift the egg cover (the egg is hatching) to reveal what the animal inside looks like when its two halves are joined.

(Flip open the cover pages to see what hatched)



Big Pig: It really has three hind legs, just like we said it would!

Little Pig: It has six legs!

Big Pig: It really has a tail shaped like a popping firecracker, just like we said it would!

Little Pig: It has a tan wig!

Big Pig: It really has spikes shaped like lightning all down its back, just like we said it would!

Little Pig: It has a big hat!

Big Pig: It has spots shaped like thunder clouds on its belly, just like we said it would!

Little Pig: It has ten big fins!

Big Pig: It has jumbo wings coming out of its back, just like we said it would!

Little Pig: It has a bell on its neck!

Big Pig: In every way the wacky creature that just came out of the big red egg looks exactly like we said it would! It is the wackiest creature ever seen in the history of the world! We will have to give it a wacky name!

(Student and tutor together come up with a name for the creature that came out of the big red egg).

Big Pig: Happy Birthday, (creature's name)!

Little Pig: Happy Birthday, (creature's name)!

Narrator: (Creature's name) smiled at Big Pig and Little Pig. They had a new wacky friend ... a friend they found under a stop sign in a big red egg.

THE END