

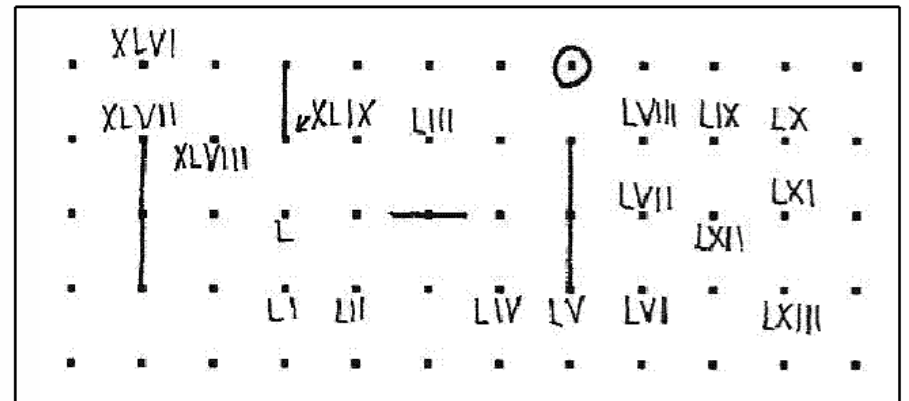
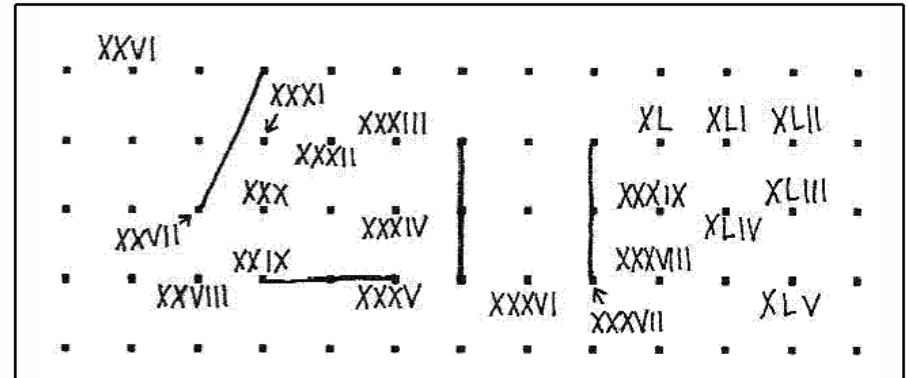
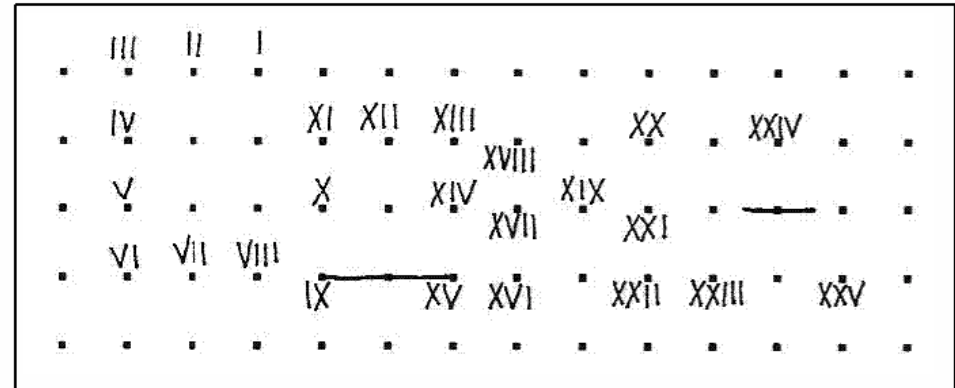

Connect the Dots

KNOCK, KNOCK

WHO'S THERE?

COMA

COMA WHO?



Roman Numerals 1-63

See "Learn the Roman Numbers" worksheet

Connect the Dots

KNOCK, KNOCK
WHO'S THERE?

ME

ME

ME WHO?

ME WHO?



Roman Numerals Tens

Roman Numerals Hundreds

See "Learn the Roman Numbers" worksheet

Count by tens:

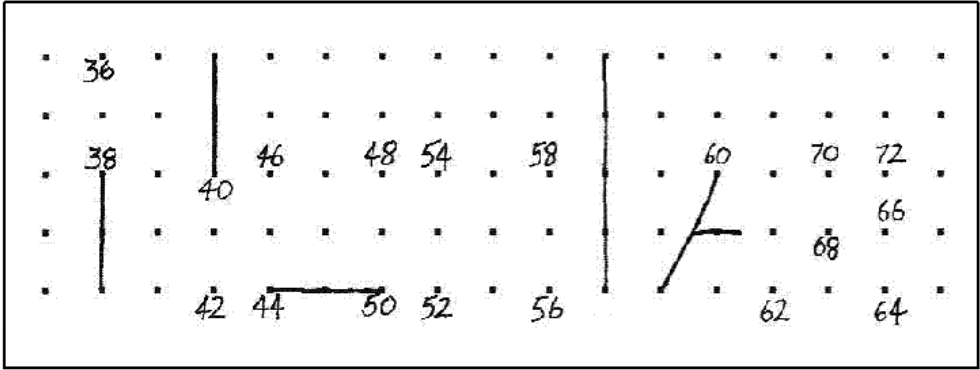
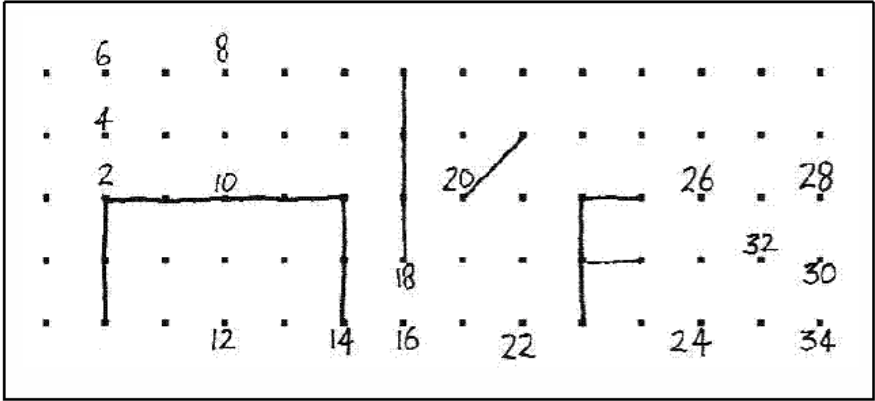
A 4x10 grid of dots. Roman numerals for tens are written on the grid: XX (top left), XL (top middle), XXX (middle left), L (middle middle), LX (middle right), LXX (middle far right), LXXX (bottom left), XC (bottom middle), CX (bottom right), and C (bottom far right). Some numerals are partially formed with lines.

Count by hundreds:

A 4x10 grid of dots. Roman numerals for hundreds are written on the grid: CC (top left), CD (top middle), CCC (middle left), DC (middle middle), DCC (middle right), CM (middle far right), M (bottom left), MCC (bottom middle), MCD (bottom right), C (bottom far left), D (bottom far middle), and MCCC (bottom far right). Some numerals are partially formed with lines.

Connect the Dots

Knock, Knock
Who's there?
Poker
Poker who?



Counting by Twos 1 to 72

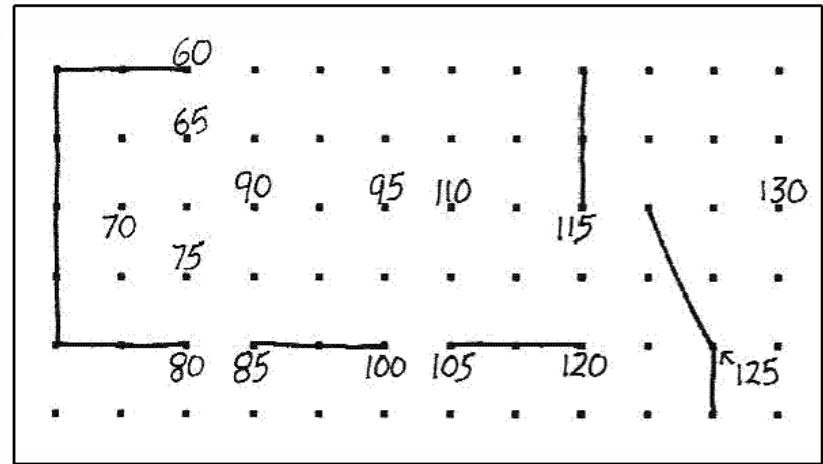
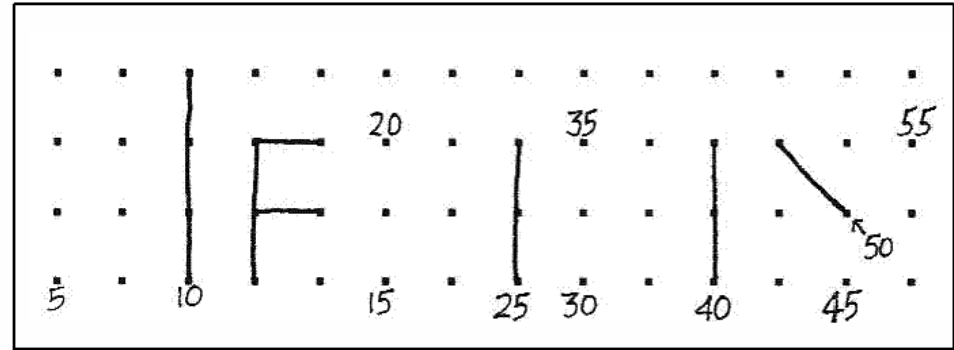

Connect the Dots

KNOCK, KNOCK

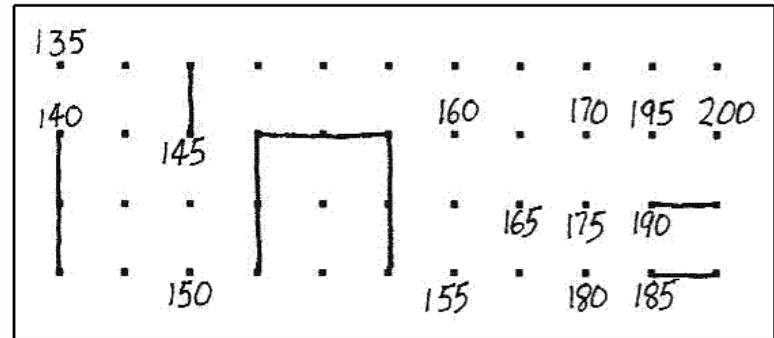
WHO'S THERE?

JENNY

JENNY WHO?



Counting by Fives 1 to 200



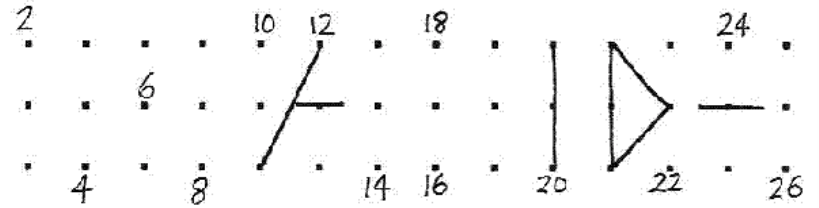
Connect the Dots

KNOCK, KNOCK
Who's there?
Wanda Witch
Wanda Witch who?

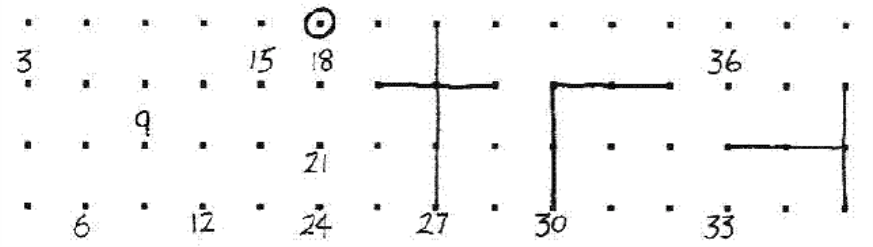


Count by Twos,
 Count by Threes,
 Count by Fours,
 Count by Fives,
 Count by Tens

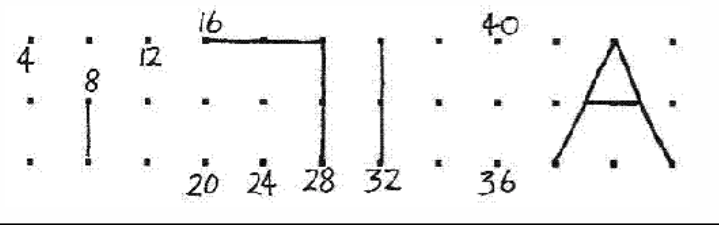
Count by twos




Count by threes



Count by fours



Count by fives



Count by tens

