

REBUS- PICTURE WRITING

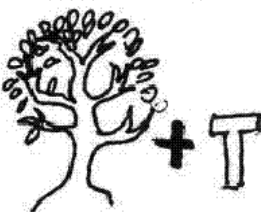
A rebus uses pictures and adding and subtracting to spell out a message. Try to solve the puzzle below.

Here is an example of how to read a rebus. \Rightarrow




Mothers — M

~~Mothers = others~~

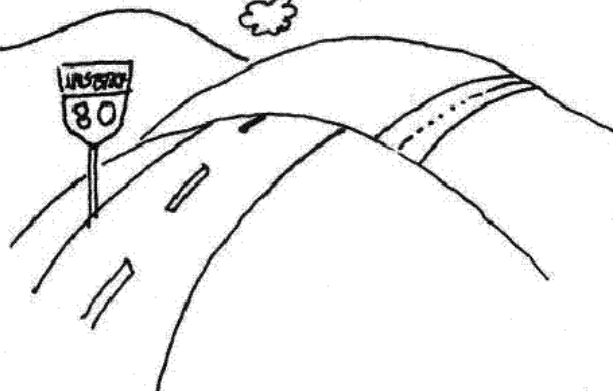


+ T





- M


the



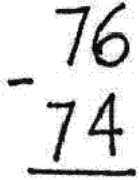
- High




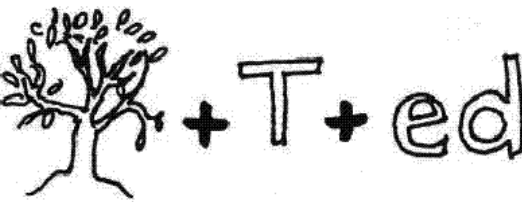




- B + L







+ T + ed

TREAT OTHERS THE WAY YOU WOULD LIKE TO BE TREATED.

WOOD - WOULD / BIKE - B + L - LIKE / 76 - 74 = 2 - TO / BEE - BE / TREE + T + ED - TREATED

TREE + T - TREAT / MOTHERS - M - OTHERS / THE / HIGHWAY - HIGH - WAY / U - YOU