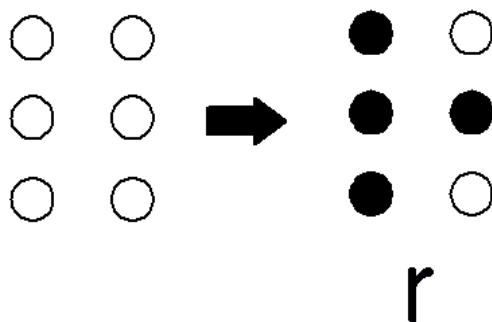


# LEARN BRAILLE

## DIRECTIONS

The Braille alphabet was invented by Louis Braille. He wanted to invent an alphabet that could be read by touch rather than by sight.

The Braille alphabet is based on a grid of six dots. The letters are read by feeling which of the six dots are raised.



## WRITE IN BRAILLE:

**ONE:** Look at the **BRAILLE ALPHABET CHART** on the next page. Start by learning the Braille signs for a few letters. A good start would be the letters a, b, d, e, r. You can make about 30 words with these 5 letters.

**TWO:** Decide on a word. Fill in the dots to spell out that word on the **BRAILLE ALPHABET BLANKS** sheet.













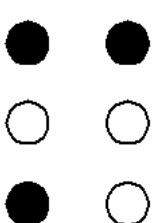













**THREE:** When you are done filling in the right dots, turn the sheet **backwards**. Hold the sheet up to the light. Looking at the sheet from the back, carefully poke a pencil through the paper where you have filled in the dots. This will make raised dots on the front side of the sheet.

**FOUR:** Trade with someone else. Can you read their letters by just feeling the raised paper dots with your fingers?

<p>● ○ ● ○ ○ ○ b</p>	<p>● ○ ● ● ● ○ r</p>	<p>● ○ ○ ● ○ ○ e</p>	<p>● ○ ○ ○ ○ ○ a</p>	<p>● ● ○ ● ○ ○ d</p>
----------------------------------	----------------------------------	----------------------------------	----------------------------------	----------------------------------

# BRaille ALPHABET

Solid circles represent raised dots

 a	 b	 c	 d	 e	 f
 g	 h	 i	 j	 k	 l
 m	 n	 o	 p	 q	 r
 s	 t	 u	 v	 w	 x
 y	 z				

